

# Pleasant Oaks Gem & Mineral Club of Dallas, TX


## Chips and Chatter




June 2015  
Vol. 49, Issue 6

1<sup>st</sup> Place, 2014 SCFMS Mini-Bulletin  
1<sup>st</sup> Place, 2014 AFMS Mini-Bulletin

Member of  
SCFMS



Affiliated with  
AFMS



### Feature Articles

June's Birthstones, Pearl and Alexandrite..... 4

### Monthly Columns

Minutes..... 2  
President's Message..... 2

### Notices

Meeting Info ..... 1, 2, and 6  
Show Calendar.....3  
Texas in the Past.....3

### Federation Information

Sue's Digs .....5  
Safety Maters, Hurricane Season .....5

### Copyright Information

This issue of the Chips and Chatter is copyright © by Don Shurtz. Unless otherwise noted, permission granted for non-commercial reproduction of articles provided they remain essentially intact and credit is given to the author and original source. Where noted, the author retains the copyright and must be contacted for permission to reproduce the article. All articles may also be used as reference provided citation is given.

### Purpose

The Pleasant Oaks Gem and Mineral Club of Dallas is organized for charitable and educational purposes to promote interest in the various earth sciences, particularly those hobbies dealing with the art of cutting and polishing gemstones, the science of gems, minerals and metal crafts, as well as their related fields.

### Monthly Meeting

Our May meeting will start at 7:30 on May 7<sup>th</sup>, 2015 at the Garland Women's Activities Building, 713 Austin, Garland, TX. We will finish our "Hands-On" project, Chip Inlay, from last month. Visitors Welcome!

**VISITORS ARE ALWAYS WELCOME**

### Club Officers for 2015

President: ..... Ling Shurtz  
1st VP, Programs: ..... Open  
2nd VP, Field Trips: ..... Open  
Secretary:..... Lee Elms  
Treasurer ..... Del Grady  
Editor: ..... Don Shurtz  
E-mail: don.shurtz@gmail.com, l.shurtz@gmail.com

**VISIT OUR AWARD WINNING WEB SITE TO VIEW THE CHIPS AND CHATTER IN COLOR.**

[www.pogmc.org](http://www.pogmc.org)

## President's Message

Ling Shurtz, Pleasant Oaks Gem and Mineral Club of Dallas

This month we will finish our chip inlay pieces that we started last month. We will have a couple of "All-In-Ones" to help expedite our work. We also need to decide about our July meeting. We typically have conflicts with 4<sup>th</sup> of July celebrations in downtown Garland, but this year we will be meeting 2 days after the 4<sup>th</sup>; downtown activities should be over. However, we have established a tradition of meeting at Spring Creek barbeque and may want to continue the tradition.

### Minutes of the May 2015 Meeting

The May 7th, 2015 club meeting was called to order at 7:35pm by Ling Shurtz.

The Pledge to the flag was led by our guest, Chip Burnett.

Sunshine Report: Butch's aunt is very ill and in the hospital. Hat is very sick with an upper respiratory.

Visitors: Chip and Sondra Burnett, and their Old English Mastiff, Ike, came to visit us this evening. They are members of the Austin Club. They want to extend an invitation to their Gem and Mineral Show in Austin in October. The Austin show is also the SCFMS show and convention. It is being held at the Palmer Center.

Minutes: We discussed the minutes of the March meeting that were printed in the Chips and Chatter. A motion to accept the minutes was made by Don Shurtz. The motion was seconded by Carolyn Grady, and the motion passed.

Treasurers' Report: Del Grady gave the Treasurers' Report. A motion to accept the Treasurers' Report was made by Don Shurtz. The motion was seconded by Carolyn Grady. The motion passed.

Old Business: Linda Dallas has rejoined our club. We have had the IGEM Show last month and it went very well. Everybody had a really good time.

New Business: The Lockheed Show is coming up. The Arlington Show will be in Grapevine. The other two shows coming up are Temple, and the Austin Show.

After our refreshment break, Del Grady led a "hands-on" presentation on chip inlay. We all sat around the table and Del handed out turquoise chips and silver bezels to put them in. He showed us how to mix up the epoxy, and then stir in a little enamel paint. We put our chips into the bezel and then took our epoxy and proceeded to fill up the bezel with the epoxy, as full as we could get it. He told us it is very important when mixing the epoxy and the paint that you stir very gently and try not to create any bubbles. The bubbles in the epoxy will keep it from setting properly. Then you have a mess and have to start all over. We held the bezel with tweezers as we were filling it with the epoxy so we wouldn't get too much of a mess on our fingers. The epoxy dries in about 30 minutes. At next months' meeting Del and Don are going to bring sandpaper and grinders and we are going to sand and finish our inlaid turquoise. We learned a lot tonight and had a great time.

The meeting was adjourned at 8:45pm.

Respectfully submitted,  
Lee Elms, Secretary

## Show Calendar - Upcoming Show Dates

Jun 12 – 15, California Federation, Lodi, CA

Jun 13 - 14, Grapevine, TX, Arlington G&MC, Grapevine Conv. Cntr, [anastasi.chaparro@att.net](mailto:anastasi.chaparro@att.net), [www.agemclub.org](http://www.agemclub.org)

Jun 19 - 21, Carlsbad, NM, Carlsbad G&MS, Living Desert Zoo and State Park, [information@carlsbadgms.org](mailto:information@carlsbadgms.org)

Jul 4 – 5, Dallas, TX Cowtown GM&GS (CERA), Brookhaven College

Jul 16 – 18, Rocky Mountain Federation, Cody, WY

Aug 08 – 09, Baton Rouge, LA, Baton Rouge G&MS, Fraternal Order of Police

Aug 14 - 15, Tahlequah, OK, Tahlequah R&MS, [Rockhoundsally@aol.com](mailto:Rockhoundsally@aol.com), [tramsok.webs.com](http://tramsok.webs.com)

Aug 15 – 16, Bossier City, LA, ARK-LA-TEX G&MS, Bossier City Civic Cntr., [www.larockclub.com](http://www.larockclub.com)

Aug 22 - 23, Mountain Home, AR, Ozark Earth Science GM&FC, [www.ozarkearthscience.org/news.htm](http://www.ozarkearthscience.org/news.htm)

Aug 22 – 23, Jasper, TX, Pine Country G&MS, Events Cntr

Sep 5 – 7, Silver City, NM, Clackamas County Fairground, [karmicbeadsandgems@yahoo.com](mailto:karmicbeadsandgems@yahoo.com)

Sep 25 – 27, Humble, TX, Houston G&MS, Humble Civic Center, [show@hgms.org](mailto:show@hgms.org), [www.hgms.org](http://www.hgms.org)

Oct 3 – 4, Jacksonville, AR, Central Arkansas GM&GS, Jacksonville Community Center, [thom61847@yahoo.com](mailto:thom61847@yahoo.com)

Oct 10 – 11, Temple, TX, Tri-City G&MS, Mayborn Civic Cntr.

**Oct 23 – 25, Austin G&MS show, SCFMS Convention, and AFMS Convention**

Oct 25 – 26, Glen Rose, TX, Paleo Society of Austin, Somervell Expo Cntr

Oct 31 – Nov 1, Oklahoma City, OK, Oklahoma M&GS, OK State Fair Park, [half101-rockngem@yahoo.com](mailto:half101-rockngem@yahoo.com)

Nov 7 – 8, Amarillo, TX, Golden Spread G&MS, Amarillo Civic Cntr

Nov 7 – 8, Midland, TX, Midland G&MS, Midland Cntr

Nov 14 – 15, Round Rock TX, Paleo Society of Austin, Old Settlers Park

**Nov 21 – 22, Mesquite, TX, Dallas G&MS, Mesquite Rodeo Cntr Exhibit Hall, [www.dallasgemandmineral.org](http://www.dallasgemandmineral.org)**

Dec 4 – 6, El Paso, TX, El Paso M&GS, El Maida Auditorium, [gemcenter@aol.com](mailto:gemcenter@aol.com)

Ref:

December 2014 – January 2015 AFMS Newsletter

November / December 2014 SCFMS Newsletter

Rock & Gem Show Calendar, <http://www.rockngem.com/show-dates-display/?ShowState=ALL>

### Texas in the Past

From an email received from the Dallas Public Library

Mr. Greg Browder, [gregory.browder@dallascityhall.com](mailto:gregory.browder@dallascityhall.com)

### Saturday, June 6, 2:00 pm

J. Erik Jonsson Central Library 5th floor - Hamon Oil and Gas Resource Center, 1515 Young St. Dallas, Texas 75201

Join us for a tour of the last 330 million years of Texas geology. We will see how plate tectonics moved Texas across the planet, and how different each period of time was. Fossils from some of the animals in each geologic age will be available to examine. You will see how the Ice Age changed Texas, and continues to impact us even today. Learn why many of Dallas's geologists and paleontologists visit Antarctica to better understand our local rocks. Obtain information on local societies and amateur groups who study Texas natural history, and where you can go to learn more. There are also several places to visit near Dallas to see many of these fossils. There are field trips for all ages offered locally as well.

TO REGISTER: call 214-670-1608 or email [business@dallaslibrary.org](mailto:business@dallaslibrary.org). If you use email, please include "Texas in the Past" in the subject line and your name, phone number, and email address in the body of the message.

Presenter: **Diane Brownlee, Professional Geoscientist** (more information about Diane may be found at the Texas Energy Council's "Geology Outreach" Webpage (<http://www.texasenergycouncil.org/geologyoutreach/>))

For more info, see the phone number and Mr. Browder's email above or visit [www.dallaslibrary.org](http://www.dallaslibrary.org)

## June's Birthstones, Pearl and Alexandrite

Don Shurtz, Pleasant Oaks Gem and Mineral Club of Dallas

June has two birthstones, Pearl and Alexandrite. A pearl is a hard object formed within the soft tissues of a mollusk. Natural pearls are now quite rare; most "real" pearls are "cultured" which is similar to fish farms. A pearl, natural or cultured, starts when an irritant gets into the body of the clam. The irritant can be a parasite, organic material, and rarely a grain of sand. In cultured pearl, the irritant is purposely introduced into the clam; the irritant is often a small bead. The mollusk, not liking the irritant, tries to coat it with successive layers of calcium carbonate in the crystalline form of aragonite or calcite mixed with conchiolin, a horn like protein excreted by the mollusk. The combination of aragonite or calcite and conchiolin is called "Nacre". Nacre is also the same material that forms mother of pearl – the lining of the shells of many different mollusks. Natural and cultured pearls can form in a salt water or fresh water. As previously indicated, natural pearls are quite rare and seldom resemble a sphere – the nacre follows the contours of the irritant. However, as many cultured pearls are build around a small bead, the do end up as spheres. In addition to natural and cultured pearls, there are also many imitation pearls on the market. One method of forming imitation pearls is to use the mother of pearl or coral. The tried and true method of determining if a pearl is natural or cultured vice imitation is to rub the pearl over your teeth – a real or cultured pearl will fill rough but most imitation pearls will feel smooth. However, I am sure that there have been ways found to roughen the surface of an imitation pearl, so buyer beware. If you really want make sure you pearl is natural or cultured, have it x-rayed. You should be able to see the layers or a real pearl from the center to the edge and for a cultured pearl you should see the bead with its coating on nacre. An imitation pearl will likely not exhibit layering.



Alexandrite is the other birthstone for June. Alexandrite is a member of the Chrysoberyl family has a chemical formula of  $\text{BeAl}_2\text{O}_4$  – Beryllium Aluminate. Chrysoberyl has a hardness of 8.5 on Mohs scale. Ordinary chrysoberyl is yellow-green in color and is transparent to translucent; it is generally called chrysolite. Alexandrite, however, exhibits 3 different colors which depend on viewing direction. It can appear as green



(emerald green), red, and orange yellow. It also has different colors depending on the light source. In sunlight it will appear as green to bluish-green, but in an incandescent light it will appear red to purplish-red for the best quality alexandrite. Lower quality alexandrite is yellowish-green in sunlight and brownish-red under incandescent illumination. Alexandrite was originally found in the Ural Mountains of Russia and was named in honor to Tsar Alexander II. However, most alexandrite mined today comes from Brazil. It has also been found in India, Madagascar, Tanzania, and Sri Lanka. Lab grown alexandrite is produced in many labs world-wide. Flux-grown alexandrite is very hard to distinguish from natural alexandrite. Pilled alexandrite is also available but can be easily identified as lab grown has no inclusions and curved striations (from the pulled process) can be seen with a microscope. Additionally, simulated alexandrite is also produced from corundum doped with vanadium or color-change spinel. As with pearls, you should purchase alexandrite from a reputable dealer.

Photos:

## SUE'S DIGS

Sue Dale Miller, SCFMS President, from the May - June SCFMS Newsletter

It is May and spring has sprung. So have gem shows across the areas that make up the SCFMS. I am attending as many shows as I can and hope to see more and more clubs plan field trips to club shows.



Yes finding fossils, minerals and lapidary materials with a rock hammer in your hand and the sun on your back is the best, but we can also find that great piece at a show. Dealers from other states bring new and different material to our area. A club field trip to a show can be a way to get to know our own club members as well as the members of other clubs. So go to a show with someone, stop on the way home to eat. Show everyone your treasures and see what others found at the show. Hope to see you at a show soon.

## Safety Report

### Hurricane Season; It's That Time of Year Again

Owen Martin, SCFMS Safety Chair, from the May - June SCFMS Newsletter

Mother Nature is getting a jump on us this year. As I'm writing this article I'm also watching coverage of Tropical Storm Ana as it is making landfall on the south-central East Coast. Meanwhile tornado alley has been raging all week with dozens of tornadoes from Texas and Oklahoma to points further north and east. And the "icing" on the cake... Colorado gets a mid-May blizzard.

Lots of fun if you are a weather bug, but not so much if you are someone who got caught in one of these storms.

So let's talk preparation. I will start with [www.Ready.gov](http://www.Ready.gov) on the landing page at the top of the screen it has some great links:

1. Be informed
2. Make a Plan
3. Build a Kit

Each section has great information to help us stay prepared. Notably with respect to "Being informed" you can enter an email address on the website that will send you information to help stay abreast of the weather situation.

The Ready.gov website also has a section called "Know your Risks." The links in the section provide guidance on preparing for all sorts of situations ranging from earthquakes to flooding! Personally, since I live in Houston, I need to prepare for hurricanes more than anything else. My top priority is to keep my vehicles gassed up and ready to go. Next, if I need to evacuate I will have a travel plan and destination already set. Rule #1 for evacuations: If you are going to leave then leave as early as possible. This also includes taking care of my Mom since she doesn't drive much anymore. And a place for my pets. So needless to say that's just the tip of the iceberg. I strongly encourage each of you to visit the Ready.gov website and use it to help prepare yourself for whatever Mother Nature will dish out this summer.



Editor's Note: Hurricanes may not be as severe a problem in Dallas as along the Gulf Coast, but our weather over the last two months has taught us about flooding, flash flooding, severe thunderstones, and tornadoes. The web site that Owen cites, [www.ready.gov](http://www.ready.gov) also has good information that pertains to the weather problems we are having locally. Give it a look. Don

# PLEASANT OAKS GEM and MINERAL CLUB of Dallas

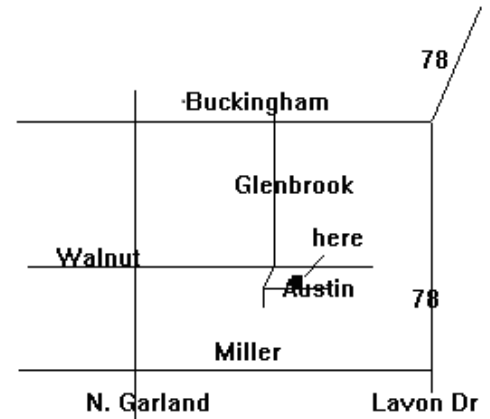


## Meetings

First Thursday of each month, 7:30 PM  
Garland Women's Activities Building  
713 Austin St.  
Garland, TX  
(Northeast corner of Austin & Glenbrook)

## Membership

Single Adult: \$16.00,  
Junior: \$5.00, Family: \$27.50  
(Plus badge fee for new members)



## CHIPS AND CHATTER

**Pleasant Oaks Gem & Mineral Club**  
PO Box 831934  
Richardson, TX 75083-1934

To:

- **June Meeting - 4 June, 7:30 PM: We will complete the Chip Inlay projects started last month. Don and Del will bring in their All-In-On machines for general use.**
- **See the notice, Texas in the Past, on page 3. It will be worth the effort to attend!**

## Visit an Area Club

Arlington Gem & Mineral Club, 1408 Gibbins, Arlington, TX, 1st Tuesday of each month at 7:30 pm  
Cowtown G, M, & Glass Club, meets the 2<sup>nd</sup> Tuesday at 7:00 pm, Corp. Emp. Rec. Association (CERA) 3300 Bryant Irvin Rd. Fort Worth  
Dallas Bead Society, The Point at CC Young, 4847 W. Lawther Dr., Dallas, TX meets 1<sup>st</sup> Saturday of each month at 10:00 am  
Dallas Gem & Mineral Society meets the 3<sup>rd</sup> Tuesday of each month at 7 pm, American Legion, 10205 Plano Rd, Dallas (next to their shop)  
Dallas Paleontological Society, 2<sup>nd</sup> Wed. of each month at 7:30 pm, Brookhaven Geotechnology Institute, 3939 Valley View Lane, 75244  
Ft. Worth Gem & Mineral Club, meets the 4<sup>th</sup> Tuesday of each month at 7:30 pm, 3545 Bryan Ave, Ft Worth,  
Oak Cliff Gem & Min Soc., 4<sup>th</sup> Tuesday of each month at 7:30 pm, Unitarian Universalist Church, 3839 W. Keist Blvd, Dallas,  
Pleasant Oaks Gem & Mineral Club meets the 1<sup>st</sup> Thur. of each month at 7:30 pm, Garland Women's Activities Bldg., 713 Austin, Garland,